

Timing Pulleys / Belts Information about Related Products

Timing Pulleys - Lineup Expanded

Small Equipment-dedicated

Belt Type Lineup Expanded the number of teeth expanded for **Stainless Steel Pulleys**



1.5GT	P.1381
T2.5	P.1415



MXL	P.1389
XL	P.1391
S2M	P.1397
S3M	P.1399
S5M	P.1401

Timing Pulleys Volume Discount Rate Expanded

For purchasing of 10 or more pcs., the discount rate has been expanded sharply.



Volume Discount Rate-based Price Example: HTPA20S5M100-A-N10

(S5M Type, 2000 Aluminum Alloy, Number of Teeth: 20, Belt Width: 10mm, With shaft bore and keyway)

Volume Discount Rate-expanded Products

Usage	Belt Type	Catalog Page
Regular Torque	MXL	P.1389
	XL	P.1391
	L	P.1393

Usage	Belt Type	Catalog Page
High Torque	S2M	P.1397
	S3M	P.1399
	S5M	P.1401
	S8M	P.1403

For detailed discount rate, see each relevant page on the catalog.

New Products of Timing Belt Clamp Plate






Timing Belt Clamp Plates - Multi Fitting Type TBC, TBCL (Catalog Page  P.1-1479)

Lineup for small equipment

Space-saving belts compatible

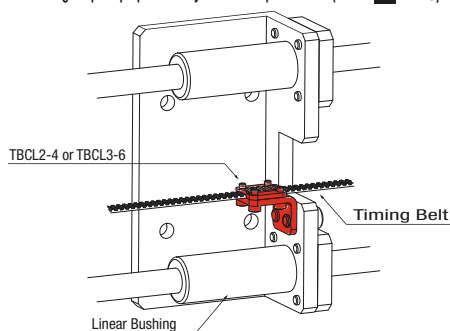
Width 4~15mm

Timing Belt Clamp Plates - Comparison in Specifications

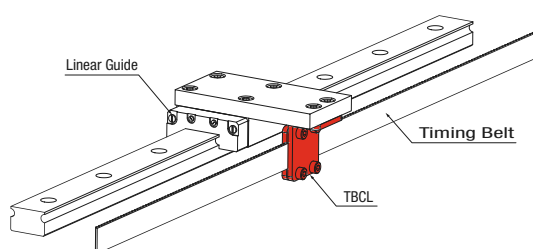
Item	New Product		Existing Product		
	Provided at low price with the size reduced		Various options are offered in the mounting hole/pitch.		
	TBC	TBCL	TBCK	TBCF	TBCR
					
Accessory	Fitting Plate Screw	Fitting Plate L Sheet Metal Screw	Rack Support Plate Screws	Rack	Rack
Overpressure Protection Function	Provided		Provided	Not Provided	

* The above unit prices are for products compatible with the 3mm belt pitch and the 6mm belt width.

Example of mounting the plate perpendicularly to the L-shaped Bracket ( P.1-1479)



Example of mounting the plate horizontally to the L-shaped Bracket ( P.1-1479)




New Related Products

Information about Linear Guide Mounting Plate Sets

Timing Pulleys and Linear Guide Mount Plates unexpectedly hard to mate to each other are sold as standard sets.

- A Linear Guide Mounting Plate, Timing Belt Clamp Plate and Belt Mounting Screws are integrated into a single set.
- The belt Overpressure Protection function is provided.
- Extra Low Head Cap Screws are adopted to reduce plate thickness.

With such various features,

Applicable Belt	XL,L,S3M,S5M,S8M,T5
TYPE	TBLG
Catalog Page	 P.1481

In case of TBLG

