

Lead Screws / Slide Screws

Lead Screws Slide Screws

Easy Assembly Design



Easy Assembly Design



Easy Assembly Design



Product Name	For Lead Screw Support Units	Lead Screw Support Units Square - Fixed Side Radial Bearing	Support Units - Square, Support Side
Page	789	791	792

Easy Assembly Design



Easy Assembly Design



Easy Assembly Design



Lead Screw Support Units - Fixed Side Radial Bearing	Support Units - Round, Support Side	Nuts for Lead Screws - Flanged	Compact	Pilot / Tapped Holes / Slotted Holes
793	794	795	795	795



Nuts for Lead Screws - Compliant with RoHS - Flanged / Fine Pitch	Anti-Backlash	Nuts for Lead Screws - Lubrication-Free, Flanged	Straight	High Strength Flanged Plastic
796	796	797	797	798



Plastic Type	Block Nuts for Lead Screws - Tall Block	Wide Block	Brackets for Lead Screws	Spacer Plates for Wide Block Type
798	799	799	800	800



Lead Screws - Both Ends Stepped	One End Stepped / One End Double Stepped	One End Stepped	One End Double Stepped
801	803	805	805



Easy Assembly Design



Lead Screws - Both Ends Stepped	Straight	Digital Position Indicators Large
807	808	811

Easy Assembly Design



Digital Position Indicators Compact	Clamp Plates for Large Position Indicator - Standard	Bearing with Housing
812	813	813



Clamp Plates for Compact Position Indicator - Standard

814

Miniature Lever

814

Bearing with Housing

814

Lead Screw Rotation Stopper Set - Flanged Lead Screw Rotation Stopper Set - Flanged Bearing Type

815

Round Flanged

815



Square - 2-Screw Mount Type

816

Square

816

Miniature Slide Screws - One End Stepped / Both Ends Stepped

817

Straight, Nuts

818

Guide to Easy Assembly Design use Details P.783

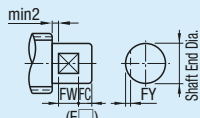
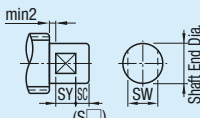
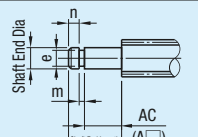
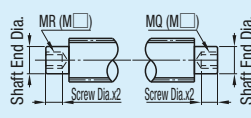
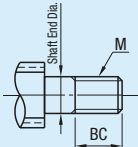
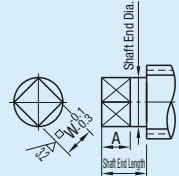
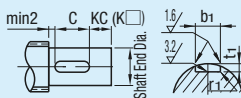
Components for Lead Screw Rotary Units as shown below can be selected easily.



Guide to Lead Screw Alterations

MISUMI Lead Screws are provided with various alterations.

We can provide Lead Screws for various applications by combining the Lead Screws with Alterations. Details  P.785

Flat Machining	2 Flats Machining	Retaining Ring Groove	Coarse Tapping
 <p>Specify each dimension</p>	 <p>Specify each dimension</p>	 <p>Specify dimensions after A</p>	 <p>Select Tap Dia. after M</p>
Threaded for Bearing Nuts	Square Chamfering	Keyway	
 <p>Specify Tap Length after B</p>	 <p>Specify W and A dimensions after Z</p>	 <p>Specify each dimension after K</p>	

Specifications and technical calculations for Lead Screws and Nuts  P.785

Position Indicator Specifications and "How to Use"  P.809

Slide Screws Specifications  P.818