

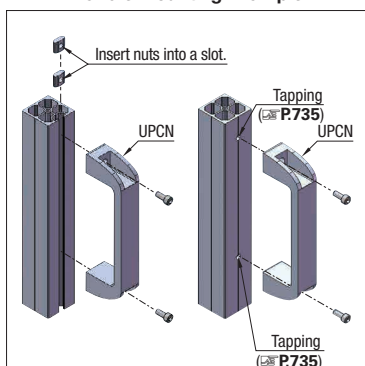
# SLF Series Accessory Mounting - Overview

## About Mounting Accessories for SLF Series

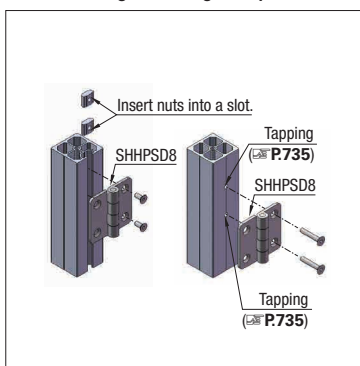
Accessories for SLF Series are for slot mounting.  
Tapping alteration is required for mounting without using slots. (Details see P.735)

	How to Mount Accessory	Applicable Extrusion	Applicable Accessory	Page
Slot Type	As same as existing HFS and EFS Series, insert nuts into slots and fix accessories with screws.	SLF6 Series Applicable Nut: 6 Series (see P.617 ~)	Handle	P.825 ~ 830
			Hinges	P.805 ~ 814
		SLF8 Series Applicable Nut: 8 Series (see P.667 ~)	Magnetic Catches	P.815 ~ 820
			Casters and Leveling Mounts	P.811 ~ 846
No Slot Type	Machine taps on no-slot sides. Mount accessories on the extrusion directly with screws. For tapping alterations, see P.735. Specify tapping alterations after confirming the hole position and diameter of the mounting accessory.	SLF6 Series	Handle	P.825 ~ 830
			Hinges	P.805 ~ 814
		SLF8 Series	Magnetic Catches	P.815 ~ 820
			Casters and Leveling Mounts	P.811 ~ 846

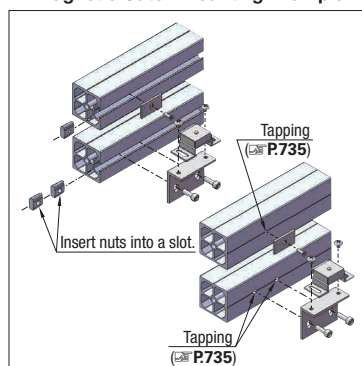
Handle Mounting Example



Hinge Mounting Example



Magnetic Catch Mounting Example



## Stainless Steel and Aluminum Resin Accessories for SLF Series

Accessory	Part Number				Material	Page	Applicable Extrusion
Handle	UWANSS UHFNSS			110	EN 1.4301 Equiv.	P.825	All SLF Series
				120			
				125			
				160			
				200			
				250			
	UPCN	19	B W M R G	36	Glass Fiber Reinforced Nylon 6	P.1184	
				51			
		21		36			
				51			
		26		41			
				57			
		27		45			
				63			
28	52						
	50						
	71						
Hinges	SHHPSD	8	2	EN 1.4301 Equiv.	P.1197	SLF6 Series (40 Square)	
			3			SLF6 Series (40 Square), SLF8 Series (50 Square)	
		845	2				
			3				
	SHHPSL SHHPSR SHHPSLC SHHPSRC	8	2		P.1207	SLF6 Series (40 Square)	
			3				
		845	2			SLF6 Series (40 Square), SLF8 Series (50 Square)	
			3				
Magnetic Catch Set	SMGCC	4040	1 (MGCC1: Black)	-	P.731	Extrusion: SLF□6-4040, Door: SLF□6-4040	
		4050	2 (MGCC2: Gray)			Extrusion: SLF□8-5050, Door: SLF□6-4040	
		5050	3 (MGCC3: White)			Extrusion: SLF□8-5050, Door: SLF□8-5050	

Accessories for SLF Series listed in the table above are for reference; other types are also available.

For details of accessories, see each listed page.