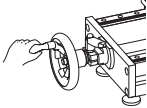
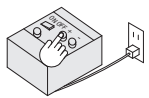









Manual Units - Overview

Product List

Type		Manual	Motorized (with Motor)
Standard			
		Features: Units best suited for simplified positioning. Shipping cost is small.	
		• P.2018	Type: KUK / KUG Listed on our website
Rapid Feed			
		Features: Built-in speed multiplier enables feed rate of 2.5 times of the standard units.	
		• P.2019	-
With Position Indicator	Standard		
	Elevator Type		
		Features: Position Indicator allows easy position adjustments.	
		• P.2020	-
		Features: Units suited for up-and-down movements.	
		• P.2023	-
Table Fixed Type			
		Features: Direct table clamping avoids position drifts.	
		• P.2021	-
Handwheel Orientation Configurable	Standard		
	Elevator Type		
		Features: Handwheel orientation is selectable. Best suited for use in limited spaces.	
		• P.2022	-
		Features: Units suited for up-and-down movements.	
		• P.2025	-
Symmetrical Action Dual Carriages			
		Features: Right and left tables move simultaneously. Usable as an inspection component.	
		• P.2026	-

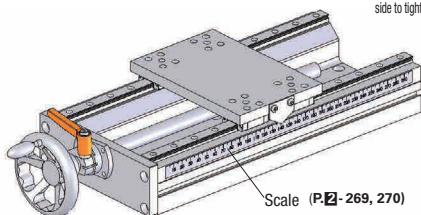
📄 Description of Rotary Tables KUS si moved to P.1983.



Example App. Example of Manual Units

Horizontal

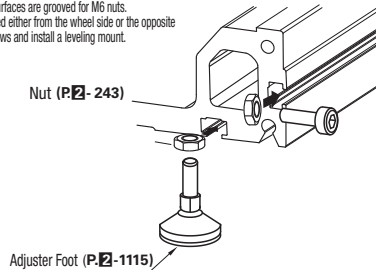
Scales can be installed on the frame side surfaces.



* Application Example of KUE14-C-320

Usage of Frame Slots

Side and bottom surfaces are grooved for M6 nuts. Nuts can be inserted either from the wheel side or the opposite side to tighten screws and install a leveling mount.



Transfer

Used to move workpieces vertically.

